








Superior Fiberglass Round Columns Dimensions & Load Data

| Actual Diameter | | Nominal Diameter | | *Non-Tapered Area from Bottom of Column (approx) | Flutes from Bottom (Fluted column only) | Number of Flutes (Fluted column only) | Standard Cap | | Ionic Cap | | Scamozzi Cap | | Temple Cap | | Corinthian Cap | | Standard Base | | Attic Base | | Standard Lengths in Ft. | | Load Lbs. |
|-----------------|--------------|------------------|--------------|--|---|---------------------------------------|---|----------------------------|---|------------------|---|------------------|---|------------------|---|------------------|---|-----------------------------|---|-----------------------------|-------------------------|--------------|-----------|
| | | | | | | |  | Column Extends Through Cap |  | Load Bearing Cap |  | Load Bearing Cap |  | Load Bearing Cap |  | Load Bearing Cap |  | Column Extends Through Base |  | Column Extends Through Base | | | |
| Round Smooth | Round Fluted | Outside Base | Outside Neck | | | | Width | Height | Width | Height | Width | Height | Width | Height | Width | Height | Width | Height | Width | Height | Round Smooth | Round Fluted | |
| | | A | B | C | D | E | E | F | E | F | E | F | E | F | E | F | G | H | G | H | J | K | |
| 8" | 8" | 8" | 6-5/8" | 1/3 of length | 11" | 24 | 9-3/4" | 2-3/8" | 7-7/8" | 2-7/8" | 9-3/4" | 3-1/8" | 10-1/8" | 7-1/4" | 11-1/2" | 8-1/2" | 10-1/2" | 4-3/8" | 10-7/8" | 5-1/8" | 8' 9' & 10' | 3 | 10,000 |
| 10" | 10" | 10" | 8" | 1/3 of length | 13" | 24 | 12-1/4" | 3-1/8" | 10-3/8" | 3-1/2" | 14" | 3-7/8" | 13-1/2" | 9-7/8" | 14-1/4" | 11-3/4" | 13-3/8" | 5-3/8" | 13-1/4" | 6" | 8' 9' 10' & 12' | 4 | 14,000 |
| 12" | 12" | 12" | 10" | 1/3 of length | 13" | 24 | 14-5/8" | 3-5/8" | 12-1/4" | 4-5/8" | 16-1/4" | 4-5/8" | 16-1/4" | 11-9/16" | 18-1/4" | 14-3/8" | 15-7/8" | 6-1/4" | 16" | 7-1/4" | 8' 9' 10' 12' & 16' | 5 | 18,000 |
| 14" | N/A | 14" | 11-3/4" | 1/3 of length | N/A | N/A | 17-1/2" | 4-1/4" | N/A | N/A | N/A | N/A | N/A | N/A | N/A | N/A | 18-1/4" | 7-1/4" | 18-3/4" | 8-3/4" | 10' 12' & 14' | N/A | 18,000 |
| 16" | N/A | 16" | 13-1/2" | 1/3 of length | N/A | N/A | 19-5/8" | 4-1/2" | N/A | N/A | N/A | N/A | N/A | N/A | N/A | N/A | 20-7/8" | 8-1/2" | 21-1/4" | 9-3/4" | 14' 16' 18' & 20' | N/A | 18,000 |
| 18" | N/A | 18" | 15" | 1/3 of length | N/A | N/A | 21-1/2" | 5-1/8" | N/A | N/A | N/A | N/A | N/A | N/A | N/A | N/A | 24-1/4" | 9-5/8" | N/A | N/A | 12' 14' 16' 18' & 20' | N/A | 18,000 |
| 20" | N/A | 20" | 17" | 1/3 of length | N/A | N/A | 24-1/4" | 5-5/8" | N/A | N/A | N/A | N/A | N/A | N/A | N/A | N/A | 27" | 10-3/4" | N/A | N/A | 18, 20, 22 & 24 | N/A | 18,000 |
| 22" | N/A | 22" | 18-1/2" | 1/3 of length | N/A | N/A | 26-1/2" | 6-1/4" | N/A | N/A | N/A | N/A | N/A | N/A | N/A | N/A | 29-3/4" | 12-1/8" | N/A | N/A | 18' 20' 22' & 24' | N/A | 18,000 |
| 24" | N/A | 24" | 20" | 1/3 of length | N/A | N/A | 28-3/4" | 6-7/8" | N/A | N/A | N/A | N/A | N/A | N/A | N/A | N/A | 32-1/2" | 14-1/4" | N/A | N/A | 20' 22' 24' & 26' | N/A | 18,000 |
| 30" | N/A | 30" | 25" | 1/3 of length | N/A | N/A | 35-3/4" | 8-5/8" | N/A | N/A | N/A | N/A | N/A | N/A | N/A | N/A | 40-1/2" | 16-1/2" | N/A | N/A | 22', 24' | N/A | 18,000 |